



The Branch Operating Guidelines have always reflected the latest Government guidance.

Branch Operating Guidelines during COVID 19 Version 7 – England Only

Whilst the Government's Living with COVID-19 plan is clear that the pandemic is not yet over, most of the remaining Covid restrictions in England have now come to an end. This means that the BMF Branch Operating Guidelines are no longer current and remain available as a reference document.

Branch Operating Guidelines during COVID-19

**“The BMF are here to
support you during
the COVID-19 crisis”**

John Newcomb, Chief Executive Officer



Dear Member,

Covid-19 will be a feature of our lives for the foreseeable future and needs to be managed to reduce the risk of transmission.

These Branch Operating Guidelines are based on Government Guidance on [COVID-19 Response: Living with COVID-19 - GOV.UK \(www.gov.uk\)](https://www.gov.uk/government/guidance/covid-19-response-living-with-covid-19) in England; other restrictions and advice may apply in Scotland, Wales and Northern Ireland.

The objective is to ensure consistent measures for Merchant Branches of all types and sizes.

The health and safety requirements of any branch activity must not be compromised. If an activity cannot be undertaken safely, it should not take place.

Where Covid-19 measures are in place, members should remind the workforce of them during inductions and daily briefings and have effective monitoring arrangements in place to ensure compliance.

Context

- Adhere and use these BMF guidelines regarding preventative measures and to support the construction industry to operate during the pandemic: <https://www.gov.uk/government/collections/coronavirus-covid-19-list-of-guidance>
- The Health and Safety Executive (HSE) are the body responsible for enforcing guidelines: <https://www.hse.gov.uk/news/coronavirus.htm>
- Public Health England now no longer exists as a body with their responsibilities now split between the UK Health Security Agency (UKHSA) and the Office for Health Improvement and Disparities (with UKHSA being the most appropriate body in this context) [UK Health Security Agency - GOV.UK \(www.gov.uk\)](https://www.gov.uk/government/organisations/uk-health-security-agency).

Objective

To minimise the risk of transmitting COVID-19 by developing a new operating model to include:

- Controlled access to branches/shop and/or products in the yard
- Regular communication of information pertinent to the COVID-19 situation to branches, suppliers and customers
- Feedback mechanism to identify issues or improvements which can be made and share best practice
- Regular reinforcement of the critical behaviours and actions which staff must take.

Key Messages

Please refer to the latest Government guidelines on social distancing which can be found here [How to avoid catching and spreading coronavirus \(COVID-19\) - NHS \(www.nhs.uk\)](https://www.nhs.uk/conditions/coronavirus/covid-19/avoid-catch-spread-covid-19/) as they are reviewed and updated regularly.

Disclaimer

Please note that it is down to the individual company to refer to, interpret and implement the social distancing and PHE guidelines and requirements. This document shows the BMFs interpretation which may or may not apply in individual workplaces.

We hope you find these branch operating guidelines during COVID-19 helpful and of assistance.



Contents

Source and Acknowledgements; Page 4 & 5

Daily COVID-19 branch checklist; Page 6

Travelling; Page 7 & 8

Work Planning to Avoid Close Working; Page 9 & 10

SSW1: Working in an office environment; Page 11

SSW2: Delivering to construction sites; Page 12 & 13

SSW3: Serving collect customers; Page 14 & 15

SSW4: Receiving supplier deliveries; Page 16

SSW5: Tool Hire; Page 17

Suggested signage examples; Page 18 & 19

Plumbing & Heating signage examples; Page 20

Sources and Acknowledgements

The BMF would like to thank the following for supplying content and images for these safe working guidelines:

- Mick Feleppa, MF Consultancy Services, BMF Trainer, BMF Service Member and BMF Ambassador
- Richard Byrne, Group HSE and Fleet Director, Travis Perkins Plc, BMF Merchant Member
- David Young, CEO Bradfords BMF South West Regional chairman and BMF Merchant Member
- Andy Scothern, EcommonSense, BMF Trainer and BMF Service Member
- Bob Fleetwood, Purchasing Director, Kellaway Building Supplies and BMF Merchant Member
- Construction Leadership Council (CLC)
- Wates
- Highways England
- Buildland, BMF Merchant Member
- City Plumbing Supplies, BMF Merchant Member
- Paul Barker, Citation and BMF Safety Plus provider



Sources and Acknowledgements

The Construction Leadership Council (CLC) has convened a Construction Industry Task Force to provide a focal point for coordinating the industry response to COVID-19, and to facilitate communication between the industry and Government. Its objective is to sustain the industry through the current period when restrictions are in place, and to ensure that the industry is able to drive economic growth and prosperity in the UK once the virus has been beaten.

The members are comprised of trade associations representing both large and small firms in the construction sector, including contractors, specialist contractors, home builders, product manufacturers, merchants and associated professional services, as well as Government Departments and major clients of the industry. The members are:

- Andy Mitchell, Chief Executive, Tideway, Chair of the CLC
- Richard Beresford, Chief Executive, National Federation of Builders
- Brian Berry, Chief Executive, Federation of Master Builders
- Steve Bratt, Chief Executive, Electrical Contractors Association
- Peter Caplehorn, Chief Executive, Construction Products Association
- Ian Fletcher, Director of Policy (Real Estate), British Property Federation
- John Newcomb, Chief Executive, Builders Merchants Federation
- Suzannah Nichol, Chief Executive, Build UK
- Alasdair Reisner, Chief Executive, Civil Engineering Contractors Association
- Mark Reynolds, Chief Executive, Mace, and CLC Skills Lead
- John Slaughter, Director of External Affairs, Home Builders Federation
- Hannah Vickers, Chief of Staff, MACE
- Graham Watts, Chief Executive, Construction Industry Council
- Sarah Jardine Head of Construction Health & Safety Executive
- Tim Balcon CEO Construction Industry Training Board
- Alasdair Reisner CEO Civil Engineering Contractors Association
- Guto Davies Head of Policy at the Association for Consultancy & Engineering

The Infrastructure and Projects Authority and Department for Business, Energy and Industrial Strategy are also represented on the Task Force.

The Task Force is meeting on a daily basis to share market intelligence and provide updates on issues of concern to the construction sector, as well as information about the support that is available to firms in the industry. This information is published on the website of the Construction Leadership Council (<http://www.constructionleadershipcouncil.co.uk/news/>) and is available to all firms and individuals working in the construction industry.

To date, the Task Force has issued guidance to the industry on Site Operating Procedures consistent with the UK Health Security Agency Guidelines, the temporary suspension of work on construction sites and contractual matters arising out of COVID-19, guidance on the Job Retention Scheme and the Self Employment Income Support Scheme and launched an appeal for the construction sector to donate available Personal Protective Equipment to the NHS.

The CLC has also been responsible for producing the Site Operating Procedures for use on construction sites.



Construction
Leadership
Council

Daily COVID-19 Checklist

This guidance explained the introduction of 'avoiding close and/or physical contact. It listed risk mitigating actions as including:

- the importance of hand washing and surface cleaning
- keeping the activity time involved as short as possible
- using screens or barriers to separate people from each other
- using back-to-back or side-to-side working (rather than face-to-face) whenever possible
- reducing the number of people each person has contact with by using 'fixed teams or partnering' (so each person works with only a few others).

Timing	Action
On arrival	<ul style="list-style-type: none"> • All staff or persons entering the branch must wash their hands immediately before going to their workstation • Staff must do this before touching any work surfaces • Hands must be washed with soap and water for at least 20 seconds.
Manager Briefing / Tool-Box Talk (Before staff start their work).	<ul style="list-style-type: none"> • Regular hand-washing and other protocols • Remind staff about washing hands before they use any kitchen equipment (kettles / fridge etc.) • Staff must thoroughly clean any items they intend to leave in the fridge (plastic lunch boxes etc.) • Remind staff not to rush or cut corners, and that safety must be at the forefront of their minds • Remind staff of symptoms and basic precautions.
Attendance Register	<ul style="list-style-type: none"> • Assess who is and isn't at work • Report any COVID-19 absences to HR Department immediately • If you have an employee returning to work, carry out a "Return to work" interview whilst remaining social distanced to ensure they are now feeling well and have self-isolated for the relevant period.
Regularly	<ul style="list-style-type: none"> • Wipe down all desks, work surfaces and equipment – particularly all "high traffic" areas and items that are regularly used, such as calculators, staplers, paperwork trays and surrounding areas • Ensure the kitchen worksurfaces are cleaned, including any items the staff touch (coffee and tea jars, kettles and microwaves etc.) after each use • Manager to walk the branch to ensure social distancing protocol is being maintained • Ensure staff use hand sanitisers on a regular basis.
End of the Day	<ul style="list-style-type: none"> • All touch points in the branch to be sanitised, including door handles, desks, phones, keyboards, forklift and vehicle controls and access handles and inside driver cabs • All desks must be clear of any items other than keyboard, computer, screen and phone. All other items should be placed in a box under the desk or in a drawer • No items to be left in the fridge overnight, other than milk. The milk bottles and cartons should also be cleaned • All cups should be washed up in hot soapy water or put into dishwasher after every use.
Before staff leave	<ul style="list-style-type: none"> • Remind all staff to continue to stay safe once they have left work and to continue handwashing routines at home • Thank your teams for their efforts and compliance • Remind staff to come forward with any queries or concerns so any issues can be dealt with.

Travelling

Most of the remaining Covid restrictions in England have now come to an end.

The government set out its "Living with Covid" plan in February 2022:

- if you test positive for Covid you are no longer legally required to self-isolate, but you are advised to stay at home and avoid contact with others for at least five full days
- masks are no longer legally required in most public spaces - although they are still required in healthcare settings, such as GP surgeries, hospitals and care homes

From 1 April 2022:

- lateral flow tests (LFTs) will no longer be free, except for the over-75s and over-12s with weakened immune systems
- the NHS Covid pass will no longer be recognised as a "vaccine passport" within the UK.

A removal of the self-isolation laws will mean that the burden shifts to members to consider what approach they will take, and what policies or rules they will implement, to deal with COVID transmission in the workplace. Members still have a duty to protect the health and safety of their workers, particularly those who are clinically vulnerable. So, members will need to strike a balance between living with COVID and ensuring the safety of their staff. It's recommended that members continue to follow the government's guidance on working safely during COVID. In addition, members should consider putting their own policies or rules in place to reduce the risk of COVID spreading in their workplace. For example:

- if homeworking is an option, requiring workers to work from home for a specified period of time if they either test positive or have COVID symptoms.
- Enforcing isolation – if members are going to insist that those testing positive remain at home, they must check the employee's employment contracts to identify whether the leave should be paid. Continuing to provide full pay during any enforced leave will minimise potential claims for unlawful deduction from wages. There's also a chance, with or without paid leave, the employee could claim a breach of contract if they're ready, willing and able to work but they are not being allowed to do so.
- Encouraging, or requiring, the wearing of face masks in the workplace, or when moving around the workplace
- Encouraging, or requiring, the practising of social distancing in the workplace
- Keeping in place other control measures to reduce the COVID risk
- Purchasing your own LFT home test kits for staff (if free kits are no longer available).

As part of deciding on your approach, consider refreshing your COVID risk assessment as the law is changing. The burden will effectively shift to members to decide how they will deal with the risk of COVID positive workers in the workplace. Members should continue to follow the government's guidance on working safely during COVID and also put their own rules in place for addressing the risk.

Travel to Work

Wherever possible workers should travel to branch and or office alone using their own transport.

Sharing Vehicles

If workers share transport, they should try to:

- Share with the same individuals and with the minimum number of people at any one time
- Turning on ventilation system (i.e., keeping the windows open) and facing away from each other may help to reduce the risk of transmission
- The vehicle should be cleaned regularly using gloves and standard cleaning products, with particular emphasis on handles and other areas where passengers may touch surfaces
- Wear a face covering.

Travelling

Branches should consider:

- Parking arrangements for additional vehicles and bicycles
- Providing hand cleaning facilities at entrances and exits. This should be soap and water wherever possible or hand sanitiser if soap and water are not available
- How someone taken ill would get home
- Facilities: Highlight the importance of setting clear use and cleaning guidance for showers, lockers and changing rooms to ensure they are kept clean and clear of personal items and social distancing is achieved as much as possible.

Where public transport is the only option for workers, you should consider:

- Changing and staggering site hours to manage congestion on public transport
- Avoid using public transport during peak times (05:45 - 8:15 and 16:00 - 17:30)
- Reminding workers that face coverings are mandatory on all types of public transport.

Risk mitigations include:

- Share with the same individuals and with the minimum number of people at any one time
- Maintain good ventilation (i.e., keeping the windows open) and face away from each other during the journey
- Wash their hands for 20 seconds using soap and water or hand sanitiser if soap and water are not available before entering and after getting out of the vehicle
- Avoid touching their faces
- Staff should cough or sneeze into a tissue which is discarded safely, or into their arms if a tissue is not available
- Regularly clean the vehicle using gloves and standard cleaning products, with particular emphasis on handles and other surfaces which may be touched during the journey.

Site access and egress points

- Minimise non-essential visitors - consider whether virtual meetings or phone calls can be used instead of physical meetings'
- Consider introducing staggered start and finish times to manage congestion and contact
- Plan site access and egress points to minimise contact between people and unnecessary congestion
- Consider the use of one-way systems or shop layouts to reduce unnecessary contact between people and to minimise areas of congestion. Allow plenty of space between people waiting to enter site
- Use signage:
 - such as floor markings, to minimise contact and ensure current social distancing requirements are maintained between people when queuing
 - Remind staff and customers not to enter the site if they have COVID-19 symptoms
 - Promote signage for mandatory face covering use (unless exempt).
- Require all workers to wash their hands for 20 seconds using soap and water when entering and leaving the site
- Regularly clean common contact surfaces in reception, office, access control and delivery areas e.g., entry systems, scanners, turnstiles, screens, telephone handsets and desks, particularly during peak flow times
- Manage the number of people in attendance at site inductions and consider holding them outdoors wherever possible
- Where loading and offloading arrangements on site will allow it (i.e., does not compromise their safety or existing safe working practices, such as preventing driveways) drivers should be encouraged to stay in their vehicle.
- Where drivers are required to exit their vehicle, they should wash or sanitise their hands before handling any materials and must have access to welfare facilities
- Consider arrangements for monitoring compliance
- Ensure good hand washing facilities are available for drivers to use if they do leave their vehicle. If hand washing is not available, offer them hand sanitiser instead.

Work Planning to Avoid Close Working

Please refer to the latest Government guidelines on social distancing which can be found here [How to avoid catching and spreading coronavirus \(COVID-19\) - NHS \(www.nhs.uk\)](https://www.nhs.uk/conditions/coronavirus/covid-19/avoiding-covid-19/) as they are reviewed and updated regularly.

Your risk assessment should be used to record such control measures, which may include, but not be limited to:

Eliminate

- Workers who have COVID-19 symptoms or a positive test result should not travel to or attend the branch
- Rearrange tasks to enable them to be done by one person, or by people working apart
- Office staff to work from home where possible
- Avoid skin to skin and face to face contact
- Stairs should be used in preference to lifts and consider one-way systems
- Consider alternative or additional mechanical aids to reduce worker interface.

Branch Meetings

- Hold meetings online or over conference calls if possible. If a physical meeting is required, only those necessary should attend
- Provide hand sanitiser and do not share pens, documents or other objects
- Attendees should maintain current social distancing requirements
- Rooms should be well ventilated with mechanical ventilation or windows opened to allow fresh air circulation
- Hold meetings outdoors or in well-ventilated rooms or a suitable size to enable adequate social distancing.

Reduce

Avoid close and/or physical contact by following:

- Minimise the frequency and time workers
- Workers should work side by side, or facing away from each other, rather than face to face
- Regularly clean common touchpoints (doors, buttons, handles, vehicle cabs, tools, equipment, forklift etc.)
- Increase ventilation in enclosed spaces (e.g., by opening windows)
- Wash or sanitise hands before and after using any equipment.

Isolate

Keep groups of workers:

- Together in teams e.g., do not change workers within teams

Control

- Consider introducing an enhanced authorisation process
- Provide additional supervision to monitor and manage compliance.

QR Code

Businesses are no longer required to display a QR code to collect visitor details but doing so can help the NHS Test & Trace program. You can enable people to check in to your venue by displaying an NHS QR code poster. If used, you must ensure there is a system in place to record contact details for people who want to check in but do not have the app.

Work Planning to Avoid Close Working Continued...

Close Contacts

Please refer to the latest Government advice on people with Covid-19 and their contacts which can be found here COVID-19: people with COVID-19 and their contacts - GOV.UK (www.gov.uk)

Face Coverings

In England, face coverings are no longer required by law. The government suggests that you continue to wear a face covering in crowded and enclosed spaces where you may come into contact with other people you do not normally meet.

Please refer to the latest Government advice on face coverings which can be found here Face coverings: when to wear one, exemptions and what makes a good one - GOV.UK (www.gov.uk)

A person may also be a close contact if they have travelled in the same vehicle or plane as a person who has tested positive for COVID-19.

Behaviours

The measures necessary to minimise the risk of spread of infection rely on everyone in the industry taking responsibility for their actions and behaviours. Please encourage an open and collaborative approach between work.

SSW1: Safe system of work for working in an office environment during COVID-19

Applies to: Internally based telephone sales, operations, procurement and admin staff.

This safe system of work covers the additional precautions to be followed in order to comply with UKSA and BMF guidelines in England. There are separate regulations and guidance in place in Scotland Wales and Northern Ireland.

Key requirements

- Communication: regular briefing and clear signage (see appendix)
- Ensure to provide hand sanitiser and anti-viral wipes to all staff
- Increased cleaning and use of hand sanitiser
- Minimise contact between workers by managing the office space provided and preventing congestion
- Encourage social distancing and utilise signage in communal areas
- Consider the ventilation e.g., opening windows and air-conditioning set-up
- Consider mental health and well-being.

General Instructions

- Operate a “one phone, terminal and card machine” to a person policy
- Wipe down desks, trade counters, telephones, desk stationery, door and cupboard handles and credit card readers regularly with anti-viral wipes. Bin the wipes in branch waste refuse sack before tying it shut
- Wash your hands with soap and water for 20 seconds regularly
- Do not touch your eyes, nose or mouth if your hands are not clean
- Ensure vending machines are switched off or sanitised after use
- If necessary, arrange the workspaces to keep staff a suitable distance from each other. Consider the use of barriers and introduce back-to-back and side-to-side working

- Toilet and bathroom facilities are cleaned and sanitised each day
- Reduce the need for face-to-face meetings by utilising technology
- Avoid crowding by setting maximum occupancy notices to rooms as required, for example, passenger lifts, offices, kitchens and toilets.

Delivered Sales

- When taking telephone sales orders, the salesperson should ensure that the right information about social distancing is provided by the customer For larger construction sites (and where kerbside deliveries are not possible) the following H&S information should be captured at point of sale:
- Arrange with customers to limit the number of people on site, so the driver can offload and leave
- Site contact, so the driver can call from the cab rather than leaving their vehicle to look for them
- Someone to meet the driver at the site entrance to direct the driver to the off-loading area
- Segregated and isolated off-load area – this means the driver will be the only person in the area
- Confirmation in advance whether the customer will off- load the product, as this will limit the amount of time the driver is out of his cab.

Pre-delivery calls

- Contact the customer site prior to deliveries leaving the branch to ensure COVID-19 control measures are in place and they are ready to receive the delivery Inform customers that the driver will make the final decision about whether they feel it is safe to complete the delivery when they arrive on site. If they are uncomfortable about any aspect of the off-load, they are empowered to return to their vehicle and leave site safely
- Inform customers that delivery notes signed “on behalf of” and photographs will qualify as proof of delivery.



SSW2: Delivering to construction sites during COVID-19

Applies to: Delivery Drivers

This safe system of work covers the additional precautions to be followed in order to comply with UKSA and BMF guidelines in England. There are separate regulations and guidance in place in Scotland Wales and Northern Ireland.

Key requirements

- Communication: regular briefing and clear signage (see appendix)
- Ensure to provide hand sanitiser and anti-viral wipes to all staff
- Separate materials handling equipment for individual users if possible and/or company sanitation rules applied
- Where possible, limit delivery vehicles to one-person each, providing the activity can be done safely without the need for a passenger.

General Instructions

- Avoid close and physical contact with others—on site and in branch
- Do not shake hands or nudge elbows when greeting customers. Maintain a distance from others
- No passengers are allowed in the vehicle
- Wipe down steering wheel, gear stick, crane controller, access handles and any EPOD devices etc. (if available) with anti-viral wipes after each delivery
- Bin the wipes either in a site bin or put in a normal refuse sack (not to be stored in the cab) and place in branch waste bin having tied it shut
- Wash your hands with soap and water for 20 seconds before and after each delivery where practicable
- Do not touch your eyes, nose or mouth if your hands are not clean.

Arriving at site

Shortly before arriving at site, find somewhere safe to pull over and call the site contact to confirm they are ready for you. Once on site, satisfy yourself that any off-loading staff are practicing social distancing correctly

If they are failing to observe social distancing guidelines and have asked you to unload the vehicle, you may refuse to make the delivery as it would be unsafe to proceed. Inform your branch from the cab.

The driver must make the decision about whether it is safe to complete the delivery or not.

Completing the delivery

As an interim measure, customers are not required to sign delivery notes.

- Driver writes the name of the individual who is receiving in block capitals, capturing time and date
- If using EPOD, the driver should photograph the products in situ and upload it, attaching it to the delivery note
- Where manual off-load is required, either the driver does it on his own or they remain in the cab whilst the customer completes the off-load
- Wear disposable gloves when using fuel pumps
- Do not bring back into the cab, disposed in fuel station.



SSW3/1: Serving “collect” customers during COVID-19

Applies to: Branch Yard and Trade Counter Staff

This safe system of work covers the additional precautions to be followed in order to comply with UKSA and BMF guidelines in England. There are separate regulations and guidance in place in Scotland, Wales and Northern Ireland.

Key requirements

- Communication: regular briefing and clear signage (see appendix)
- Ensure to provide hand sanitiser and anti-viral wipes to all staff.

General Instructions

- Avoid close and/or physical contact – this includes colleagues and customers
- Where possible, wash your hands with soap and water for 20 seconds once every hour or use hand sanitiser containing 70% alcohol
- Regular cleaning of frequently touched surfaces, such as card readers, keyboards, mice, door handles etc. Several times throughout the day.
- Do not touch your eyes, nose or mouth if your hands are not clean
- Remove communal saws and tape measures. Do not share personal items with others (banding knives, tape measures, etc.)
- Ensure regular cleaning of banding equipment and shrink wrap machines
- Where possible use one forklift per employee. If this is not possible, the forklift must be cleaned thoroughly with anti-viral wipes between each use Including the seat belt straps (these are often forgotten). Put used wipes in a waste bin (must have a lid)
- Yard walkie-talkies to be cleaned regularly throughout the day (again manage with one per employee where possible).

Limit Contact

- If necessary, use flexible working hours and split shift teams to minimise the risk of people gathering
- Manage entry to yard office/huts ensuring social distancing is maintained at all times
- Use either every other trade counter terminal or just one. Or erect appropriate barrier screens around terminals.

Customer collections

- Maintain control over the number of customers allowed into the yard/external warehouse areas.
- Actual numbers will depend on the size of your establishment.
- Remind customer of the need to wear face covering whilst on site, avoid close and/or physical contact and wash hand thoroughly before entering shop/trade counter areas
- Consider using one-ways systems and other measures to prevent congestion'. Only assist with lifting/loading items into a customer vehicle if both parties are wearing a face covering.
- Where possible maintain suggested social distancing. If this is not possible, keep distance as much as possible and move away once item is loaded
- Demarcate external customer queue locations with hazard warning tape ensuring social distancing requirement are met.



SSW3/2: Allowing customers into the sales counter area during COVID-19

Applies to: Branch Yard and Trade Counter Staff.

This safe system of work covers the additional precautions to be followed in order to comply with UKHSA and BMF guidelines in England. There are separate regulations and guidance in place in Scotland Wales and Northern Ireland.

Key requirements

- Communication: regular briefing and clear signage (see appendix)
- Ensure to provide hand sanitiser and anti-viral wipes to all staff.

General Instructions

- Refer to SSW3 “Serving Collect Customers”
- Ensure to provide hand sanitiser and anti-viral wipes to all staff
- Remind staff and customers of mandatory use of face coverings in customer-facing areas, unless exempt. Use signage as a reminder in strategic locations, such as the shop entrances and communal areas
- Avoid close and/or physical contact.

Signage

- Demarcate internal customer queue locations with hazard warning tape ensure social distancing
- Implement an internal one-way system marking floors in the aisles with arrows that will prevent people from passing each other
- Clear signage at point of entry detailing new operating rules and procedures including...
 - Avoiding close and/or physical contact
 - No passing in the aisles
 - Directional signage to sanitiser
 - Where to stand whilst waiting to collect materials.

Customer in shops/trade counters

- Provide wash hand or sanitiser stations at the entrance to the shop/trade counter areas for customer to use
- Ensuring customers and staff wash hands or sanitise thoroughly before entering the premises.
- Customer should wear an appropriate face covering (unless medically exempt)
- Maintain control over number of customer allowed into the shop/trade counter to ensure social distancing can easily maintained. Actual number will depend on the size of your establishment.

Additional Measures

- Provide additional sanitiser and anti-viral wipes at entrance, toilets and payment points and any other regular touchpoints
- Ensure payment by card rather than cash. If cash is given, ensure employee washes hands after handling, or using hand sanitiser containing 70% alcohol
- In store make use of Perspex screens along the counter and around the serving terminals, to create a physical barrier between the customer and employee.



SSW4: Receiving supplier deliveries during COVID-19

Applies to: Branch Staff, FLT Operators and Loaders.

This safe system of work covers the additional precautions to be followed in order to comply with UKHSA and BMF guidelines in England. There are separate regulations and guidance in place in Scotland, Wales and Northern Ireland.

Key requirements

- Communication: regular briefing and clear signage (see appendix)
- Ensure to provide hand sanitiser and anti-viral wipes to all staff
- Separate material handling equipment for individual users (if possible), and/or company sanitation rules for mechanical equipment applied.

General Instructions

- Avoid close and/or physical contact
- Wipe down Forklift Truck steering wheel, gear stick, operating controls and access handles etc. Regularly with anti-viral wipes. Discard the wipes in a normal refuse sack in branch waste bin having tied it shut
- Regularly wash your hands with soap and water for 20 seconds once every hour
- Do not touch your eyes, nose or mouth if your hands are not clean.

Limit contact

- Use flexible working hours and split shifts to minimise risk of people gathering where possible
- An example of a procedure would be to communicate new site rules to supplier prior to receiving deliveries
- Supplier driver calls to confirm arrival and is directed to unloading area
- Yard team cone off the area
- Use copy of purchase order to check deliveries off, rather than the supplier delivery note and request an emailed copy of the delivery note
- Supplier driver prepares load for off-load (unstraps etc.)
- If unload is performed by branch staff, driver must stay in his cab
- If unload is performed by supplier's driver, this must be done with no interaction with the branch team or its customers
- Yard operative receiving the goods provides their name to the supplier driver to use on paperwork
- Deliveries by courier should be made at the gate
- If paperwork needs to be exchanged, this should be done at arm's length. Pens will not be shared between the goods-in driver and members of staff; disposable pens will be provided if necessary.



SW5: Tool Hire during COVID-19

Applies to: Tool Hire Staff.

This safe system of work covers the additional precautions to be followed by tool hire staff in order to comply with UKHSA and BMF guidelines. There are separate regulations and guidance in place in Scotland, Wales and Northern Ireland.

Key requirements

- Communication: regular briefing and clear signage (see appendix)
- Ensure to provide hand sanitiser and anti-viral wipes to all staff
- Installation of a Perspex screen at trade counters to protect staff and customers (if possible).

General Instructions

- Avoid close and/or physical contact
- This may mean repositioning your desk or where you sit during your breaks
- Wipe down desks, hire counters, telephones, desk stationery and credit card readers regularly with anti-viral wipes. Bin the wipes in branch waste refuse sack after tying it shut
- Wash your hands with soap and water for 20 seconds once every hour. Where possible, always use own maintenance equipment/tools and clean items before use (e.g., screwdriver etc.)
- Tool hire vehicles should be cleaned thoroughly after each day. Where possible, one vehicle should be allocated to one person. Where this is not possible, the vehicle should be thoroughly clean and anti-viral wiped before another employee is given the keys

- Do not touch your eyes, nose or mouth if your hands are not clean
- Ensure vending machines are switched off or sanitised after use.

Limit contact

- Use flexible working hours and split shift teams to minimise the risk of people gathering
- If applicable use either every other POS terminal or just one
- With immediate effect and until further notice demonstrations of equipment must cease. All customers should be explicitly directed to the guidance leaflet and advised to read it.

Customer collections

- Maintain control over the number of customer allowed into the tool hire department/branch. Actual numbers will depend on the size of your establishment
- Demarcate external customer queue locations with hazard warning tape ensuring social distancing
- Implement a one-way system that will prevent people passing each other



Appendix: Suggested signage examples

**3 & SSW5 Attachments:
Social Distancing Principles -
Limiting Contact (Customer
Collections)**




**SW3 & SSW5 Attachments:
Social Distancing Principles -
Limiting Contact (Customer
Collections)**



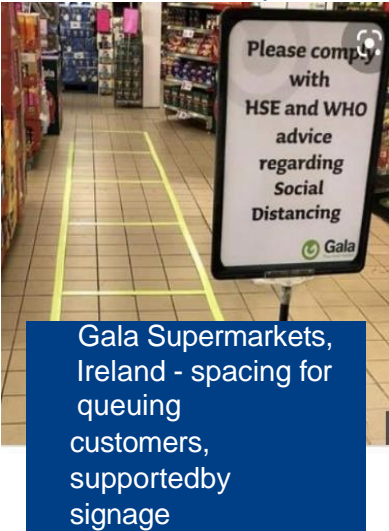
**SSW3 & SSW5 Attachments:
Social Distancing Principles -
Limiting Contact (Customer
Collections)**



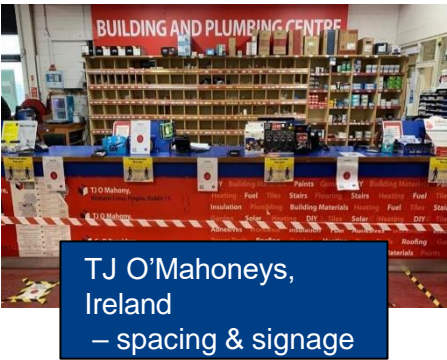
**SW3 & SSW5 Attachments:
Social Distancing Principles -
Limiting Contact (Customer
Collections)**



**3 & SSW5 Attachments:
Social Distancing Principles -
Limiting Contact (Customer
Collections)**



**SW3 & SSW5 Attachments: Social
Distancing Principles - Limiting
Contact (Customer Collections)**

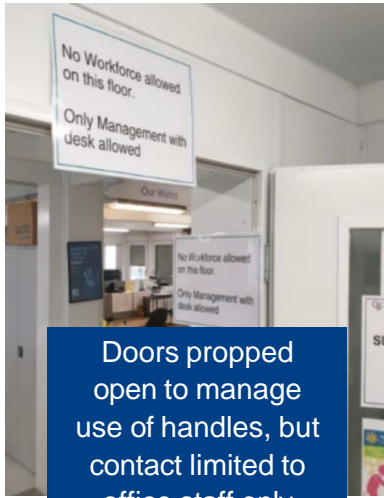


**SW3 & SSW5 Attachments:
Social Distancing Principles -
Limiting Contact (Customer
Collections)**



Appendix: Suggested signage examples

SSW3 & SSW5 Attachments: Social Distancing Principles - Limiting Contact (Office Environment)



Doors propped open to manage use of handles, but contact limited to office staff only

SSW3 & SSW5 Attachments: Social Distancing Principles - Limiting Contact (Site Deliveries)



Large site meeting area –
Tables distanced

SSW3 & SSW5 Attachments: Social Distancing Principles - Limiting Contact (Customer Collections)



Floor markings &
sanitisers in
toilets

SSW3 & SSW5 Attachments: Social Distancing Principles - Limiting Contact (Site Deliveries)



Site canteen – One
person per table
rule to ensure correct
distancing

SSW3 & SSW5 Attachments: Social Distancing Principles - Limiting Contact (Staff Canteen Area)



Staff PPE in cages,
distanced to
prevent
transmission

W3 & SSW5 Attachments: Social Distancing Principles - Limiting Contact (Site Toilets)



Site Toilets –
One person at
a time


SSW3 & SSW5 Attachments: Social Distancing Principles - Limiting Contact (Site Deliveries)



Canteen tables spaced
to ensure social
distancing



Appendix: Plumbing & Heating signage examples





“building **excellence**
in materials supply”



Head Office

1180 Elliott Court
Herald Avenue
Coventry CV5 6UB

Tel: 02476 854 980
www.bmf.org.uk